

PART NAME

NEMA 12 CABINET RACK

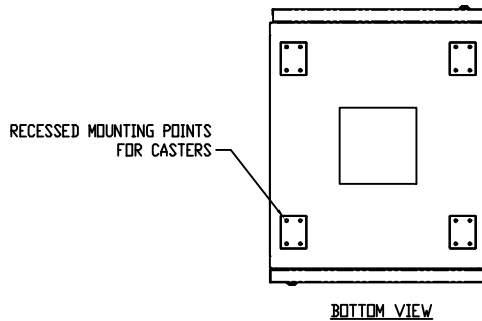
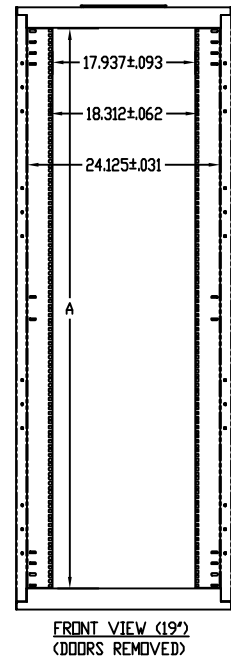
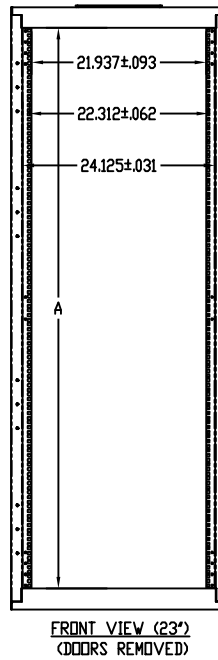
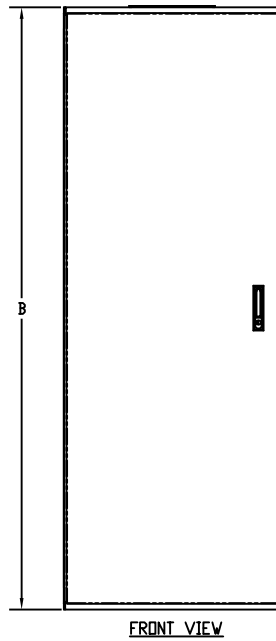
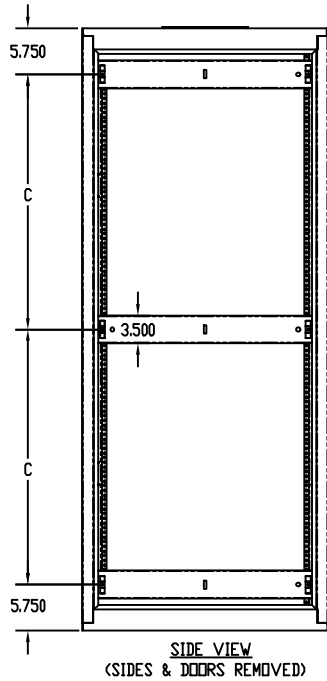
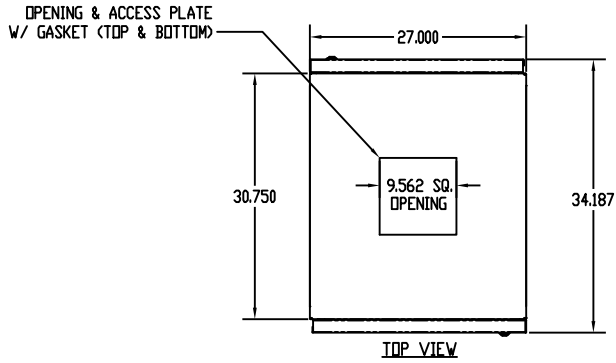
PART No.

NR10025 & NR10026

REV. DATE

NOTES:

- 1 TWO PAIRS OF PANEL MOUNTING RAILS CONFORM TO EITHER 19" OR 23" PANEL WIDTH AND ARE FULLY ADJUSTABLE. THEY CAN BE EASILY CONVERTED TO 24" WIDTH WITH STANDARD RAILS.
PANEL MOUNTING RAILS HAVE SQUARE EQUIPMENT MOUNTING HOLES PER E.I.A. UNIVERSAL SPACING
- 2 MOUNTING HOLES PIERCED IN BASE FOR RC-7744 CASTERS.
- 3 LOAD RATING: 1500 LBS. (MAX)



MATERIAL:
 DOORS, SIDES, RAIL SUPPORT, ACCESS PLATES.....16 GA. STEEL
 TOP, BOTTOM, VERTICAL RAILS, DOOR RODS.....14 GA. STEEL
 PANEL MTG. RAILS.....12 GA. STEEL

FINISH:
 FRAME ASSY, SIDES, DOORS, & COVER PLATES.....#3342-P GRAY TEXTURED "GT"
 PANEL MOUNTING RAILS.....#1895-P SMOOTH BLACK "EBL"

OPTIONAL ACCESSORIES

PART NO.	PANEL SPACE A	B	C	PLEXIGLAS DOOR PART NO.	BASE POST KIT PART NO.	BACK PANEL PART NO.	BASE PANEL KIT PART NO.
NR-10025	70.000	75.312	31.906	NRD-10055	NRB-10081	NRP-10065	NRB-10084
NR-10026	78.750	84.062	36.281	NRD-10056	NRB-10081	NRP-10066	NRB-10084